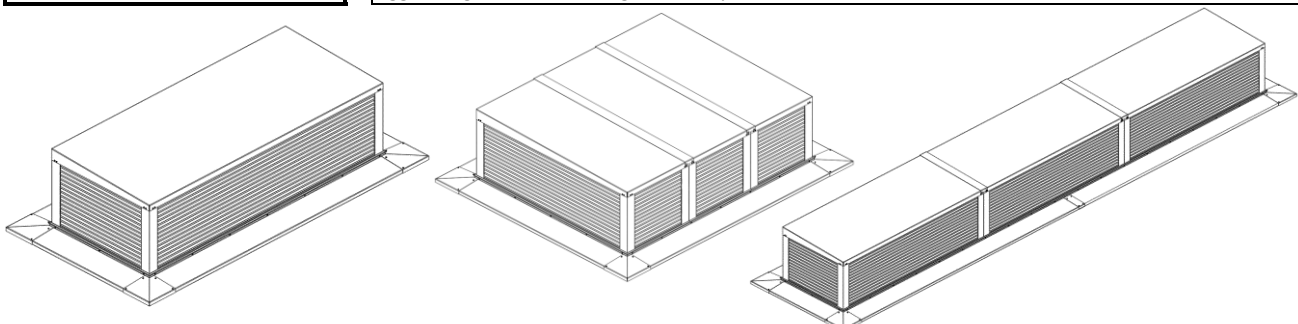
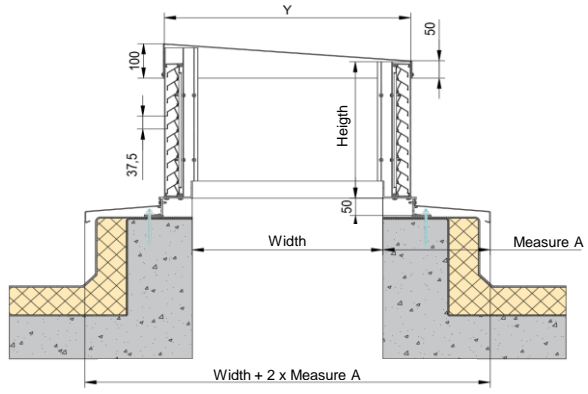
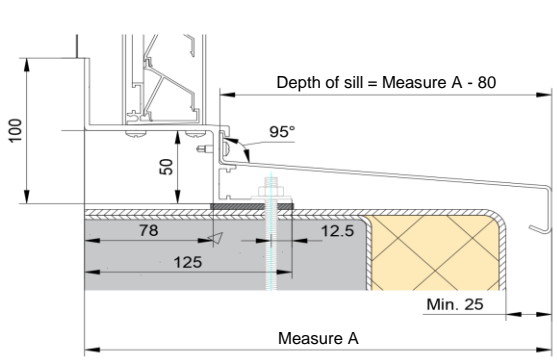


TECHNICAL DATA SHEET

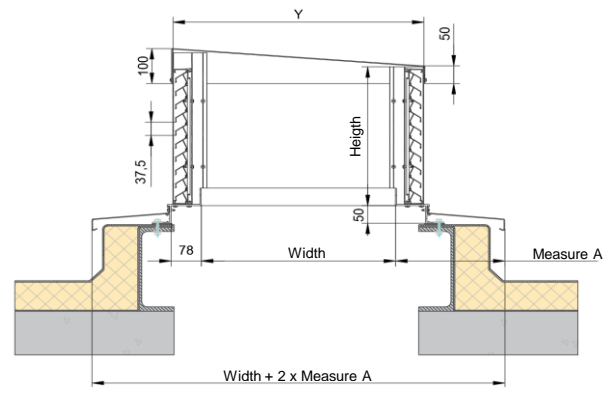
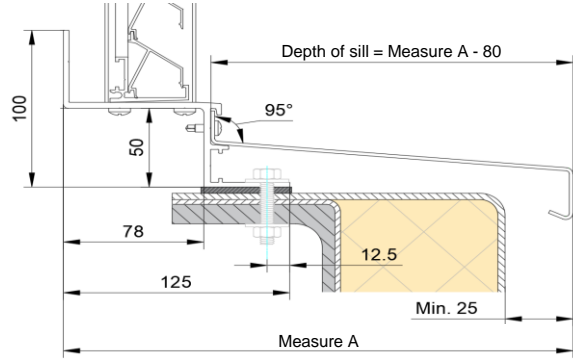
Type	Duco Roof Turret Solid 30Z Solid with sill profile			
DESCRIPTION	Linkable Roof Turrets with integrated sill system			
SHAPE OF BLADE	DGS 30Z punched blades (P1) height 21mm x width 2,5mm DGS 30Z punched blades (P1) height 21mm x width 2,5mm			
PITCH	37,5 mm			
LENGTH ROOF TURRET	Min: 200 mm - Max: 2630 mm(to link)			
INSTALLATION DEPTH	Min: 200 mm - Max: 1180 mm(to link)			
HEIGHT ROOF TURRET	Min: 255 - Max: 1600 mm		Tot 2000 Pa	
DEPTH OF SILL	Min: 160mm - Max: 380 mm (sills supplied separately)			
REACTION TO FIRE	A2-s1,d0 (EN13501-1)			
MESH P1	Aluminiumextrusions are perforated and act as insect mesh			
MESH P2	Aluminiumextrusions are perforated and act as bird mesh Optional with insect mesh 2,3 x 2,3 mm Optional with mesh 6 x 6 mm			
MATERIAL	Aluminium: EN AW-6063 T66 (EN 573-3) Profile thickness: min. 1,5mm			
SURFACE TREATMENT	- standard aluminium anodised (15-20µm) according Qualanod - polyester powder coated (60-80µm) according Qualicoat Seaside type A - specific RAL codes and/or textured paint on request			
VISUAL FREE AREA	P1: 60% P2: 86%			
PHYSICAL FREE AREA	P1: 34% P2: 48%			
AIR FLOW DATA	(EN13030)	P1	P2	P2 + ECG
	Ce	0,243	0,258	0,179
	K-factor intake	16,94	15,02	31,21
	Cd	0,234	0,253	0,202
	K-factor exhaust	18,26	15,62	24,51
WATER RESISTANCE	(EN13030)	P1	P2	P2 + ECG
	v = 0 m/s	B	C	A
	v = 0,5 m/s	C	C	A
	v = 1 m/s	C	C	A
	v = 1.5 m/s	D	D	B
	v = 2 m/s	D	D	C
	v = 2.5 m/s	D	D	C
	v = 3 m/s	D	D	D
	v = 3,5 m/s	D	D	D
Option DGC105	DucoGrille Close 105: damper unit			
Option ECG	Eggcrate grille: additional grille to improve water resistance			



Concrete deck assembly example



Steel deck assembly example



Options

